


FluoroSeal Specialty Valves








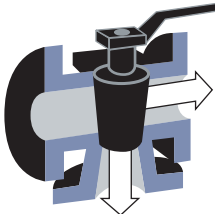
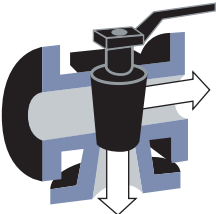
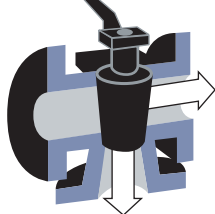
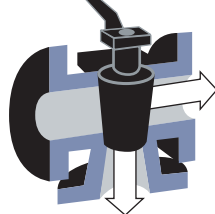
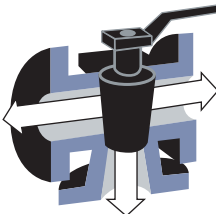
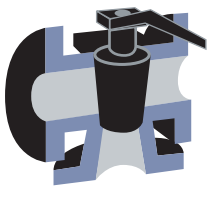
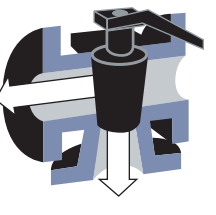
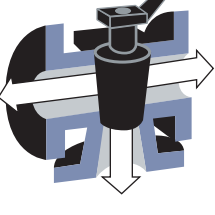
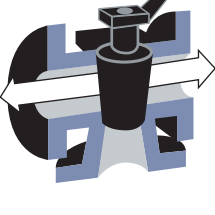
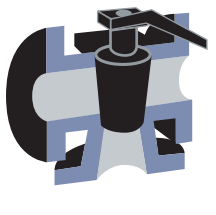
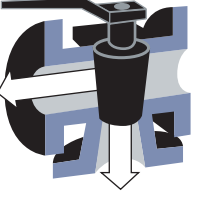
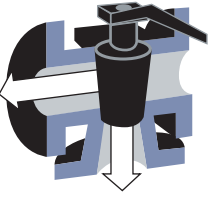
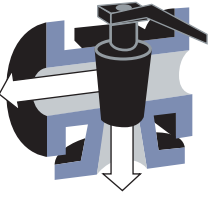
DIN SLEEVED MULTIPORT

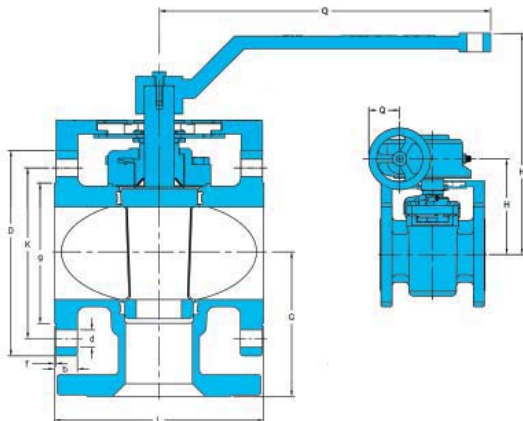
FLOW ARRANGEMENTS

Flow is indicated by the arrow.

When rotating plugs FA2, FA3 or FA4 a transflow condition exists at all times. Only position B in plugs FA1 and FA5 will provide a complete shutoff condition.

Valves will be supplied with quarter-turn (90°) operators as standard. Should a half-turn (180°) operator be needed, please specify.

	FA 1	FA 2	FA 3	FA 4	FA 5
Plug Type					
Position A – 0°					
Position B – 90°					
Position C – 180°					



MULTIPOINT PN 16 & PN 40

Flanged Ends
Wrench Operated
Actuators Optional on All Sizes

Dimensions to DIN EN 1092-1 & DIN EN 558-1
Enclosed gear optional on DN 100, and standard on DN 125 and DN 150
E = Clearance for resleeving measured from center line
N = Number of holes

Two (2) top holes in flanges are tapped with metric threads. See Bolt Size column
*According to DIN EN 1092-2 (Cast Iron Flanges) and DIN prEN 1092-3 (Copper Alloy Flanges), the flanges in this DN and PN may be supplied with four (4) holes. Where steel flanges are required with four (4) holes, these may be supplied by agreement between manufacturer and purchaser.

SIZE	PN	L	H	D	K	g	b	f	d	Q	G	Weight	E	N	Bolt Size
		mm	mm	mm	mm	mm	mm	mm	mm	mm	mm	kg	mm	#	
DN 15	16 & 40	130.00	145.00	95.00	65.00	45.00	16.00	2.00	14.00	210.00	65.00	-	131.00	4	M12
DN 20	16 & 40	150.00	145.00	105.00	75.00	58.00	18.00	2.00	14.00	210.00	75.00	-	131.00	4	M12
DN 25	16 & 40	160.00	145.00	115.00	85.00	68.00	18.00	2.00	14.00	210.00	80.00	-	131.00	4	M12
DN 32	16 & 40	180.00	176.00	140.00	100.00	78.00	18.00	2.00	18.00	262.50	90.00	-	161.00	4	M16
DN 40	16 & 40	200.00	176.00	150.00	110.00	88.00	18.00	2.00	18.00	262.50	100.00	-	161.00	4	M16
DN 50	16	230.00	195.00	165.00	125.00	102.00	18.00	2.00	18.00	419.10	115.00	-	189.00	4	M16
	40	230.00	195.00	165.00	125.00	102.00	20.00	2.00	18.00	419.10	115.00	-	189.00	4	M16
DN 65	16	290.00	173.00	185.00	145.00	122.00	18.00	2.00	18.00	419.10	145.00	-	217.00	8*	M16
	40	290.00	173.00	185.00	145.00	122.00	22.00	2.00	18.00	419.10	145.00	-	217.00	8	M16
DN 80	16	310.00	173.00	200.00	160.00	138.00	20.00	2.00	18.00	419.10	155.00	-	217.00	8	M16
	40	310.00	173.00	200.00	160.00	138.00	24.00	2.00	18.00	419.10	155.00	-	217.00	8	M16
DN 100	16	350.00	200.00	220.00	180.00	158.00	20.00	2.00	18.00	618.00	175.00	-	270.00	8	M16
	40	350.00	200.00	235.00	190.00	162.00	24.00	2.00	22.00	618.00	175.00	-	270.00	8	M20
DN 125	16	325.00	303.00	250.00	210.00	188.00	22.00	2.00	18.00	184.20	163.00	-	370.00	8	M16
	40	325.00	303.00	270.00	220.00	188.00	26.00	2.00	26.00	184.20	163.00	-	370.00	8	M24
DN 150	16	350.00	290.00	285.00	240.00	212.00	22.00	2.00	22.00	184.20	175.00	-	370.00	8	M20
	40	350.00	290.00	300.00	250.00	218.00	28.00	2.00	26.00	184.20	175.00	-	370.00	8	M24